



GOVERNMENT OF ANGUILLA
 Anguilla Statistics Department
Tourism Statistics Summary
November 2021

November 2021/2020
ARRIVAL ANALYSIS
 Visitors: ↑ 625 – 4,506
 Tourists: ↑ 624 – 4,501
 Excursionists: ↑ 1 – 5

OVERVIEW

November's 2021 visitor arrivals data showed that 4,506 persons graced Anguilla's shores for the beginning of the tourist season. This figure represents an increase over its corresponding November 2020 figure of 625 arrivals. Over the past 29 years, for which there is data available for any 'November' period; the lowest number of visitors was registered in 2020. This November 2021 figure under review was the fourth lowest for the past 29 years.

Anguilla has welcomed 21,998 arrivals to date for 2021 (January – November). November recorded the second highest number of arrivals during 2021, with July being the month with the highest recorded number, with 4,889 visitors. Visitor arrivals were made up mostly of tourists (Stay-over visitors). The majority; 97.6% (4,396) of the visitor arrivals

came with the intention of vacationing, while 2.4% (110) with the intention of doing business.

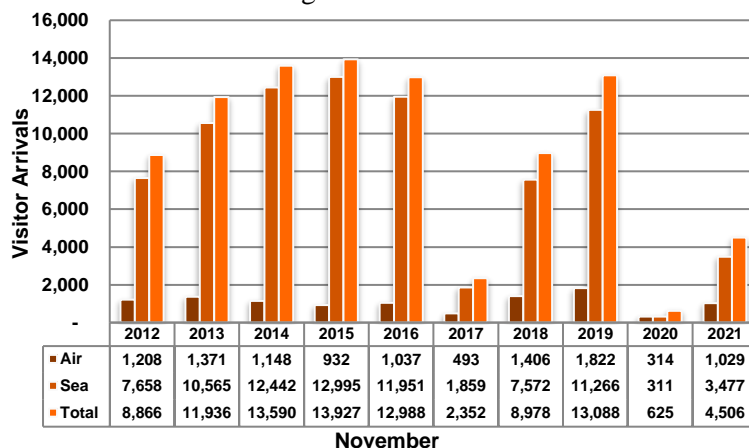


Figure 1: Visitor Arrivals: November 2012 – 2021

PASSENGER MOVEMENT

Passenger arrivals, which include both visitors and residents for this period under review, totaled 5,298, an increase from 839 over the corresponding 2020 November's figure. Anguilla's inward passenger movement by sea numbered 3,911 (73.8%) of total arrivals; of which (3,858) 98.6% of these arrivals entered via the Blowing Point terminal and the remaining 53 (1.4%) entered via the Sandy Ground port. Passenger arrivals by air at the Clayton J. Lloyd International Airport accounted for 1,387 (26.2%) of total passenger arrivals.

Departing passengers numbers also experienced an increase, but with a lower rate, moving from a total of 671 in November 2020 to 4,740 in November 2021.

Outward passenger movement via the sea accounted for 3,462 (73.0%), of all departures. The majority of the passengers departing were facilitated through the Blowing Point terminal with 3,418 (98.7%) of total departures by sea and 44 (1.3%) passengers departing via the Sandy Ground port.

By air, 1,278 (27.0%) passengers departed Anguilla through the Clayton J. Lloyd International Airport.

TOURISTS (Stay-Over Visitors)

Tourists (stay-over visitors) to Anguilla for the month of November 2021 totaled 4,501, an increase over its corresponding November 2020 total of 624 tourists. Data for any 'November' period as far back as 1993, shows that this 2021 total was the fourteen (14) lowest figure. The lowest November arrivals was registered in 2020 with 624 and the highest was in November 2019 with 7,603 arrivals.

This type of visitor to Anguilla during November held the largest share of visitor arrivals with 99.9%.

To date, January – November 2021, this type of visitor numbered 21,969 with November's arrivals recording the second highest figure and July with the highest with 4,884 arrivals.,

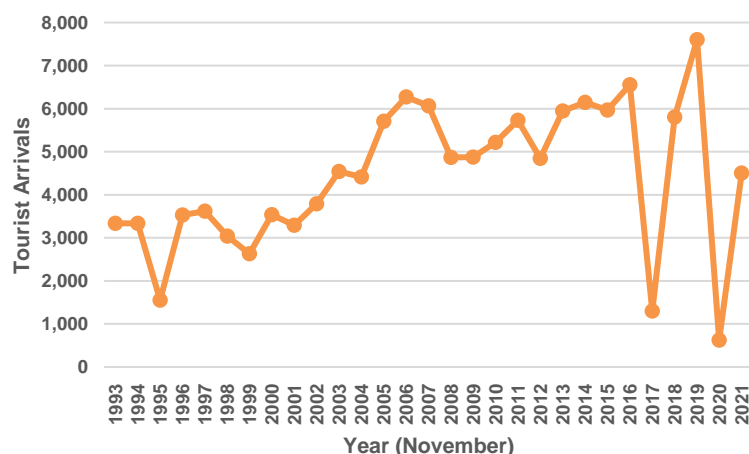


Figure 2: Tourist Arrivals, November 1993 – 2021

Tourists (Stay-Over Visitors) *continued*

The intended average length of stay for November 2021 decreased to 7.4 days from the 10.8 days in November 2020. This average length of stay was the shortest length of stay intended for 2021 thus far. The majority of tourist arrivals during this period under review; 65.9% intended to stay for 4 to 7 days, followed by 15.3% who intended to stay for between 8 to 15 days, 10.8% for 1 to 3 days, 5.6% intended to stay for 23 or more days and 2.4% indicated 16 to 22 days.

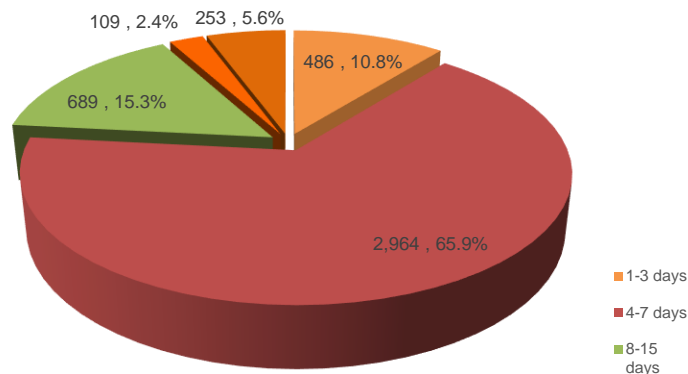


Figure 3: Tourist Arrivals by intended Length of Stay, November 2021

A review of the ten source markets from which the 4,501 tourists to Anguilla originated, showed that all of the sources markets contributed to this overall increase, over the corresponding November 2020 period. The ‘German’ market experienced the largest percentage increase over its 2020 figure from 3 to 24 arrivals (700.0%). Anguilla’s main tourist market, the ‘USA’, recorded the largest number of arrivals with 3,643, 80.9% of the tourist market. This market was followed by the ‘Canadian’ and ‘U.K.’ markets with 221 and 173 tourists respectively.

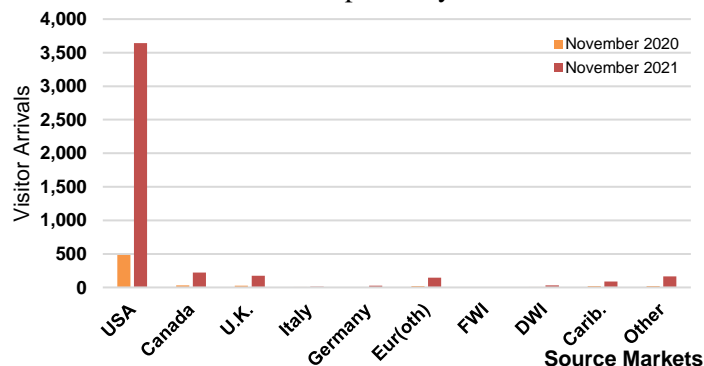


Figure 4: Tourist Arrivals by Country of Residence September 2020 & 2021

EXCURSIONISTS (Day Trippers)

For this month under review, there were five (5) recorded excursionist arrivals, in comparison to the one (1) arrival a year ago, in the corresponding 2020 period. Arrivals of this type of visitor have been impacted since the COVID-19 pandemic, as this type of visitor to Anguilla is usually a tourist visiting St. Maarten/St. Martin who travels to Anguilla on a day trip to enjoy the beaches and hospitality for a day. Anguilla has implemented precautionary measures to ensure the safety of its inhabitants with mandatory screening and a quarantine period, which may have inhibited day-trippers from visiting.

A review of the ten (10) source markets from which these five (5) excursionists originated showed that the majority; three (3) were from the Canadian market and one (1) each from the USA and Caribbean markets

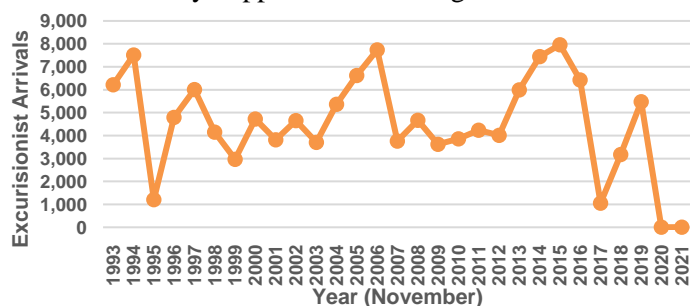
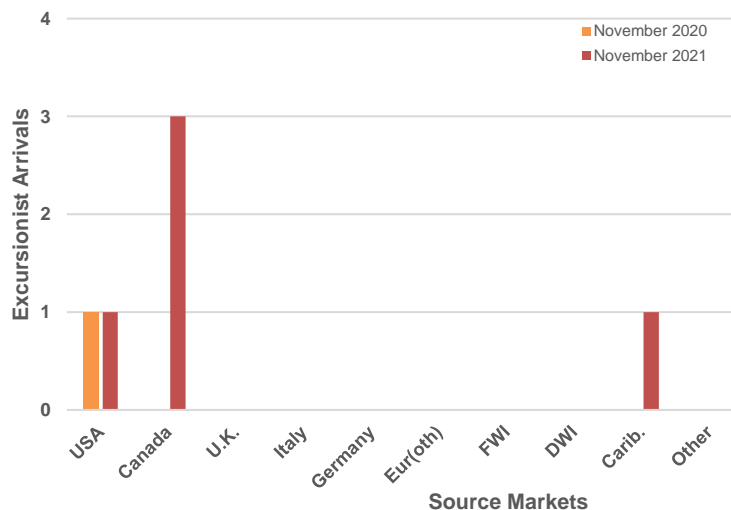


Figure 5: Excursionist Arrivals, November 1993 – 2021



This report, along with other Tourism Data, is available at the Government of Anguilla Statistics Department’s website: http://statistics.gov.ai/StatisticsDept/Tourism2_4_5